

## SAMPLE COOLERS SC32P and SC32PP

### DESCRIPTION

The ADCAPure SC32P sample cooler consists in a helical-coil heat exchanger used to take samples quickly and safely from steam generators, clean or pure steam systems, WFI and other high purity mediums. Its spiral design saves significant space without compromise and a counter current flow path maximizes heat transfer and consequently cooling efficiency. The vertical sampling side ensures self drainability, as medium flows naturally by gravity to the sample outlet with no chance to remain inside.

The device is available with integrated mounting brackets for fixed installation at the point of use or alternatively in a portable version (suffix PP) to carry along to any sampling point within the system.

### MAIN FEATURES

Fully manufactured from corrosion-resistant 316L stainless steel.  
Compact and efficient.  
Self-drainable design eliminates possibility of sample retention.  
Integrated mounting bracket and alternative portable version.

### STANDARD SURFACE FINISH

Internal wetted parts:  $\leq 0,51$  micron Ra – SF1.  
External :  $\leq 0,76$  micron Ra – SF3.  
Other surface conditions see IS PV20.00 E – Technical information.  
Ultrasonic cleaning.

USE: Steam, WFI and other liquids and condensable gases compatible with the construction.

AVAILABLE MODELS: SC32P – fixed installation version.  
SC32PP – portable version.



SIZES AND CONNECTIONS: Cooling water inlet/outlet: 1/2" on body (ISO 7 Rp or NPT) or 3/4" tri-clamp.  
Sample tube inlet/outlet: 8 mm O/D.  
Alternative: 1/2" tri-clamp compatible.

PACKAGING: Assembling and packaging in a clean room certified according to ISO 14644-1.  
The product is end capped and sealed with recyclable thermo-shrinkable plastic film, to avoid contamination.

INSTALLATION: Vertical installation.  
See IMI – Installation and maintenance instructions.

OPERATION: Cooling water must be at its maximum flow before opening or closing the sample inlet valve, in order to avoid scalding.  
Sample valve must also be closed before opening the cooling water valve.  
Sample coil should always be completely immersed in water.

PERFORMANCE: 30 to 60 kg/h of sample water at  $\approx 30$  °C with 1 m<sup>3</sup>/h – 15 °C inlet cooling water (boilers up to 20 bar – 220 °C).  
For other pressures, temperatures and/or certified values, consult manufacturer.

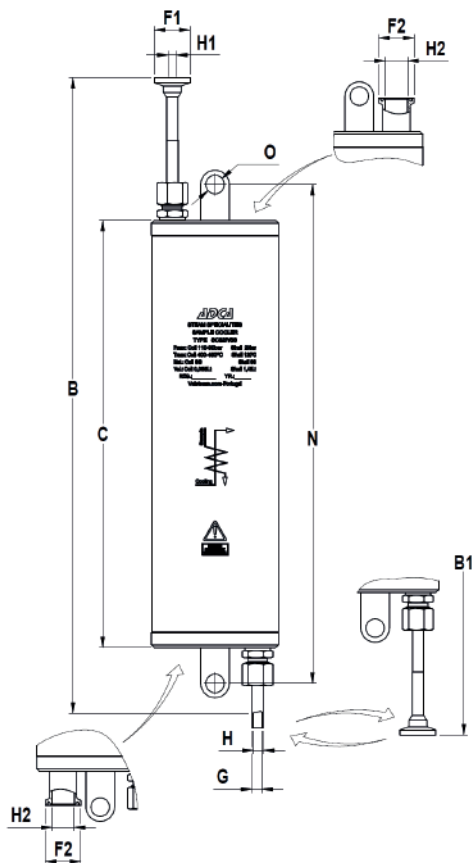


MATERIALS	
DESIGNATION	MATERIAL
Body	AISI 316L / 1.4404
Covers	AISI 316L / 1.4404
Coil	AISI 316L / 1.4404
Compression fittings	AISI 316Ti / 1.4571 Class L
Discharge tube	AISI 316L / 1.4404

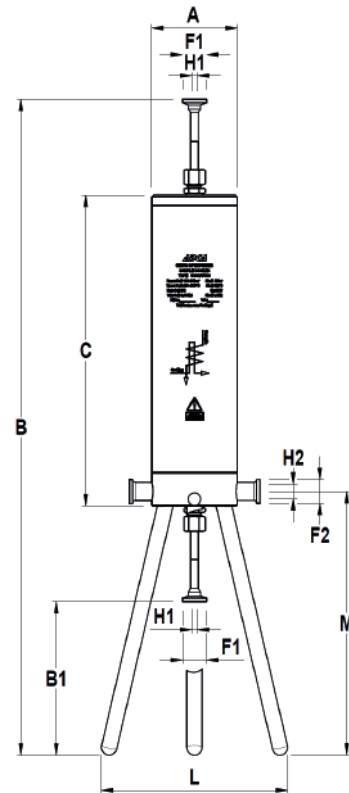
LIMITING CONDITIONS				
MODEL	BODY		COIL	
	ALLOW. PRESS.	RELATED TEMP.	ALLOW. PRESS. *	RELATED TEMP. *
SC32P SC32PP	20 bar	120 °C	110 bar	400 °C
			90 bar	450 °C

\* Limited to the clamp adaptor rating.  
 Minimum operating temperature: - 10 °C.

EN 10204 3.1 certificate and internal coil surface finish certification available if requested with the order.



SC32P



SC32PP

DIMENSIONS (mm)																	
MODEL	A	B	B1	C	D	E	G	H	L	M	N	O	F1	H1	F2	H2	WEIGHT (kg)
SC32P	90	456	500	300	26	30	8	6	–	–	350	13	25	6	25	15,75	3,3
SC32PP	90	684	160	324	136	30	–	–	194	275 *	–	–	25	6	25	15,75	5,9

\* Extended legs on request.