

**WATER SAVING JET-SPRAY GUNS
SG20**

DESCRIPTION

The SG20 series water-saving guns are specially recommended to be used along with the Adcamix MX20 steam to water mixers. By using this gun, water and energy costs can be considerably reduced and it also contributes to the environment protection, avoiding the use of chemicals in the cleaning process.

The valve is opened and closed by operating the lever which regulates the flow from a mist to a concentrated jet.

The lock catch facilitates the continuous operation.

The valve is designed for industrial use, it is extremely robust. It is protected against shock, heat and cold by caustic and acid-resistant rubber cladding.

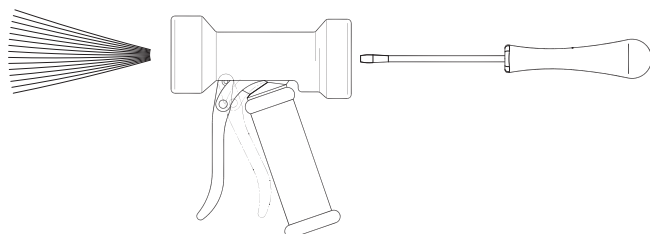
OPTIONS: Different colours against extra price.

USE: Cold and hot water.

MAX. OPERATING PRESSURE: 24 bar.

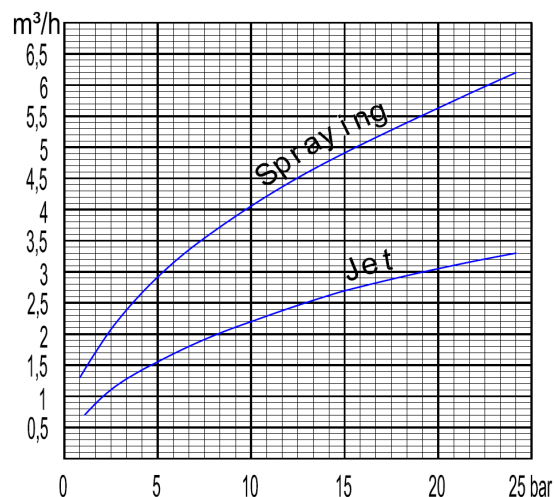
AVAILABLE MODELS: SG20 (+50°C).
SG20H (+95°C).

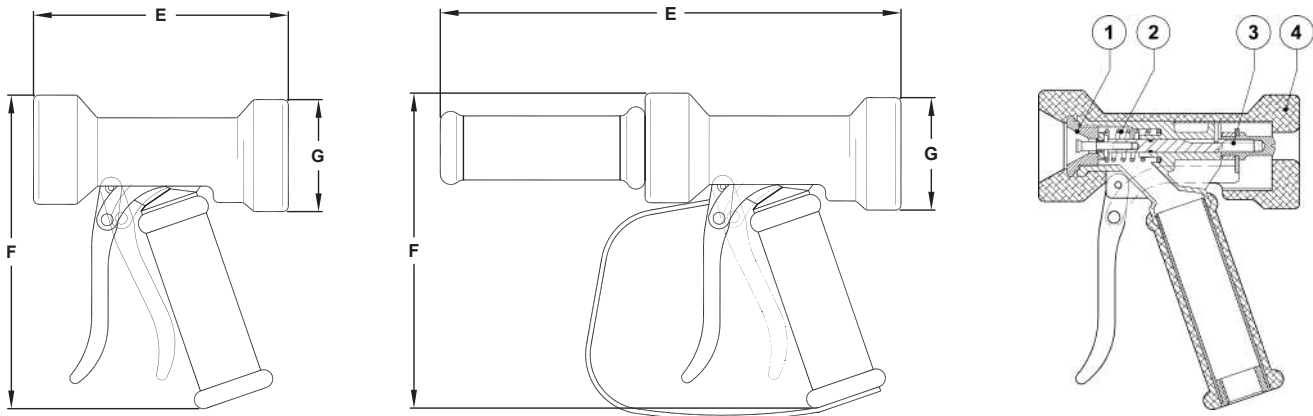
SIZE: 1/2".



How to adjust the water jet:

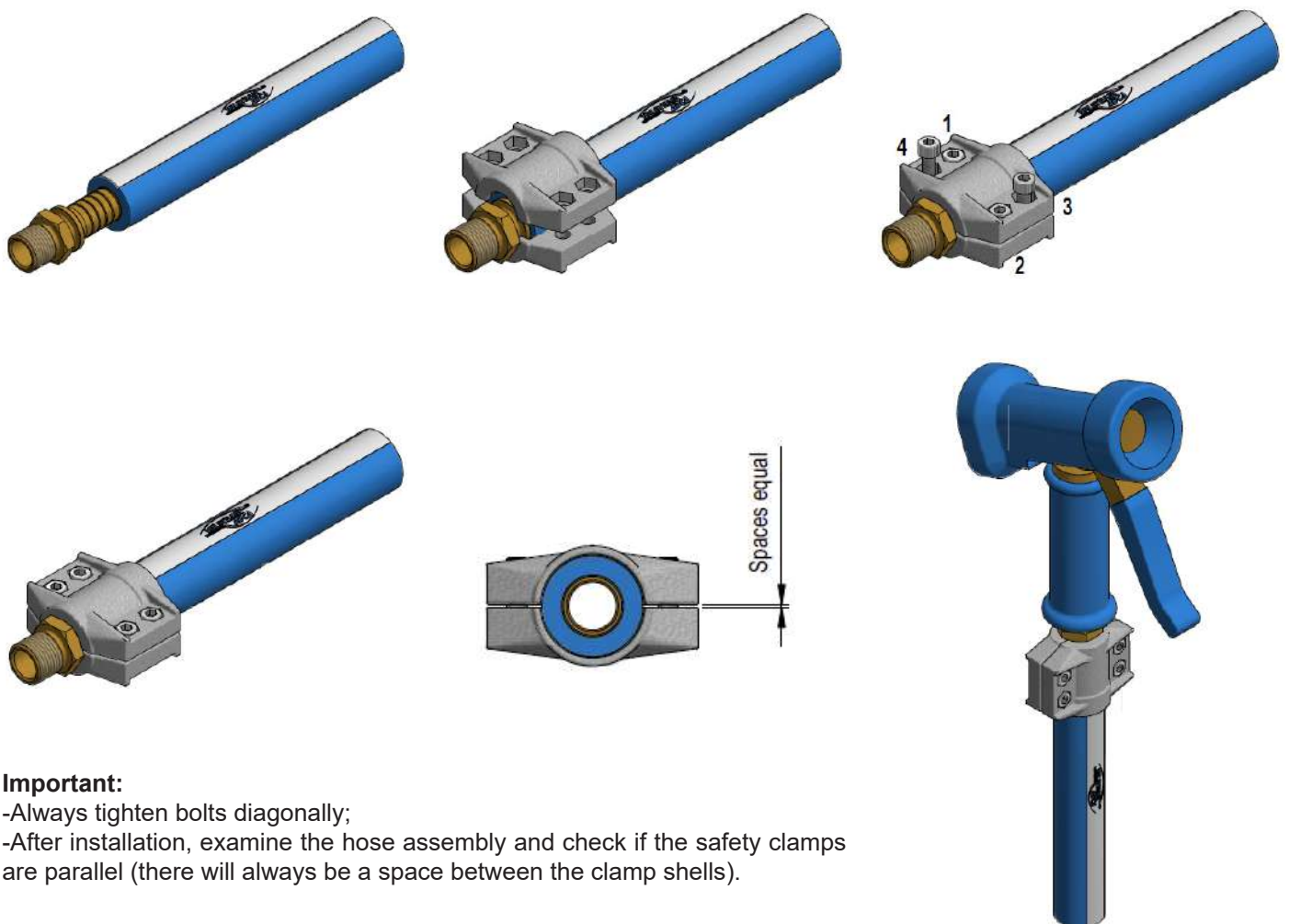
- Press the trigger until it stops.
 - Turn left with a screwdriver the screw on the opposite side of the water outlet to achieve the desired water jet.
- (Hang the spray gun between the trigger and the handle).





DIMENSIONS (mm)				
MODEL	E	F	G	WEIGHT (kg)
SG20	141	167	62	0,95
SG20H	250	167	62	0,98

MATERIALS		
POS. N°	DESIGNATION	MATERIAL
1	Jet	Brass
2	Spring	Stainless steel
3	Valve	Brass
4	External protection	Rubber



Important:

- Always tighten bolts diagonally;
- After installation, examine the hose assembly and check if the safety clamps are parallel (there will always be a space between the clamp shells).